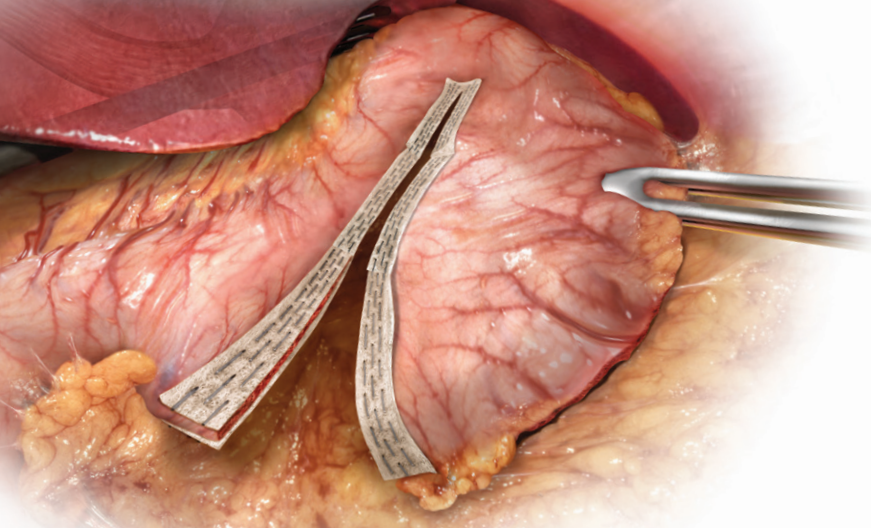


# 20 Years *of clinical history.*

**MINIMIZING COMPLICATIONS,  
MAXIMIZING OUTCOMES.**

Partner with a proven leader in reducing risks and raising the standard for bariatric and hiatal / paraesophageal hernia surgery.






In clinical studies and in practice, the performance of GORE® SEAMGUARD® Bioabsorbable Staple Line Reinforcement has not only reduced risks, but also resulted in significant cost savings by **minimizing complications and maximizing positive patient outcomes.**

**GORE® SEAMGUARD® BIOABSORBABLE STAPLE LINE REINFORCEMENT**

GORE® SEAMGUARD® Bioabsorbable Staple Line Reinforcement is the only\* staple line reinforcement proven to significantly reduce leaks in sleeve gastrectomy procedures.



While providing added strength to the staple line during the critical healing process, GORE® SEAMGUARD® Bioabsorbable Staple Line Reinforcement is gradually absorbed, usually within six to seven months, which eliminates risk of a prolonged inflammatory response.

**More than 3 million GORE® SEAMGUARD® Devices have been implanted.**

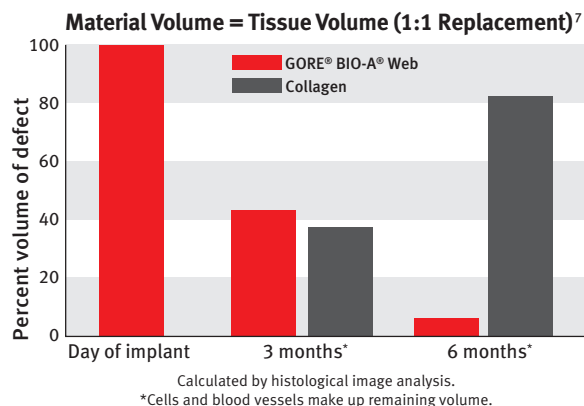
**Reducing financial risk:**  
Avoids the potential cost of treating leaks.

	REDUCE LEAKS	REDUCE BLEEDING
<b>WITH GORE® SEAMGUARD® Bioabsorbable Staple Line Reinforcement</b>	<b>0.67%</b> <sup>1,2</sup>	<ul style="list-style-type: none"> <li>• Significantly lower mean blood loss<sup>3</sup></li> <li>• NO postoperative hemorrhages<sup>4</sup></li> </ul>
<b>Other reinforcement options</b>	<b>2.60%</b> <sup>1,2</sup>	<ul style="list-style-type: none"> <li>• Higher mean blood loss<sup>3</sup></li> <li>• Lower postoperative hemoglobin<sup>5</sup></li> </ul>

\*Considering all systematic reviews and meta-analysis of published articles only, that distinguish between types of staple line reinforcement.

*“Since we started using [GORE® SEAMGUARD® Bioabsorbable Staple Line Reinforcement], we have no complications in relation to stomach section bleeding.”<sup>6</sup>*

Specifically engineered with a targeted absorption period of six to seven months to facilitate the healing cycle when most needed. The 3D tissue-building scaffold fully absorbs to leave no permanent material behind, just healthy Type 1 collagen.



## GORE® BIO-A® TISSUE REINFORCEMENT

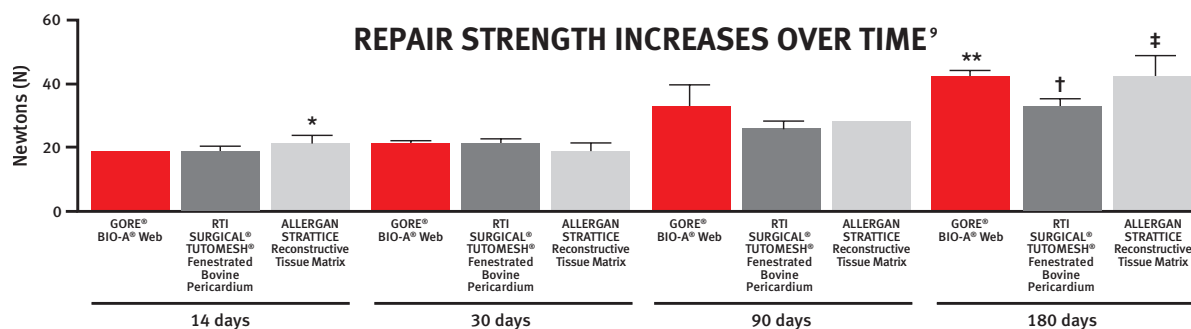
GORE® BIO-A® Tissue Reinforcement is the bioabsorbable scaffold supported by the most extensive body of positive clinical results over 10 years.



For hiatal / paraesophageal hernia repairs, more than 81,000 GORE® BIO-A® Tissue Reinforcement devices have been sold. In addition, clinical literature cites more than 1,000 repairs that show GORE® BIO-A® Tissue Reinforcement is an excellent choice in soft tissue repair.\* The hiatal hernia configured device is easy to use and ideal for bariatric surgeons that need to repair crural defects, but want to avoid risk for long-term mesh-related complications.

***“The GORE® BIO-A® Tissue Reinforcement has so far lead to a very favourable clinical outcome. To my knowledge, this is the lowest reported recurrence rate after 23 months as compared to similar patient cohorts. This implant may become “state of the art” in hiatal augmentation.”<sup>8</sup>***

- Prospective study with 134 patients
- Hiatal defects more than 4 cm
- 90 large axial hernias; 17 paraesophageal hernias; 27 “upside down” stomach situations
- 36 patients (27%) were recurrent hernias
- Median follow up of 23 months with 91% of patients included
- No complications connected to the mesh implantation
- Clinical recurrence rate 11%



The results (Newtons) were expressed as the mean ± SEM at 14, 30, 90 and 180 days post-implantation. GORE® BIO-A® Web: \*\*, vs. 14 days and 30 days (P<0.01). RTI SURGICAL®TUTOMESH® Fenestrated Bovine Pericardium: \*, vs. 90 days (P<0.01); †, vs. 14 days and 90 days (P<0.05) and 30 days (P<0.01). ST (ALLERGAN STRATTICE Reconstructive Tissue Matrix): ‡, vs. 14 days and 30 days (P<0.05).

\*Data on file, W. L. Gore & Associates, Inc; Flagstaff, AZ.

***“The GORE® BIO-A® Tissue Reinforcement is a three-dimensional resorbable mesh which has demonstrated to be an ideal ‘scaffold’ facilitating tissue generation and healing without the risk of a non-resorbable implant.”<sup>8</sup>***

## References

1. Gagner M, Buchwald JN. Comparison of laparoscopic sleeve gastrectomy leak rates in four staple-line reinforcement options: a systematic review. *Surgery for Obesity & Related Diseases* 2014;10(4):713-723.
2. Gagner M, Brown M. Update on sleeve gastrectomy leak rate with the use of reinforcement. *Obesity Surgery* 2016;26(1):146-150.
3. Consten, ECJ, Gagner M, Pomp A, Inabnet WB. Decreased bleeding after laparoscopic sleeve gastrectomy with or without duodenal switch for morbid obesity using a stapled buttressed absorbable polymer membrane. *Obesity Surgery* 2004;14(10):1360-1366.
4. Durmush EK, Ermerak G, Durmush D. Short-term outcomes of sleeve gastrectomy for morbid obesity: does staple line reinforcement matter? *Obesity Surgery* 2014;24(7):1109-1116.
5. Miller KA, Pump A. Use of bioabsorbable staple reinforcement material in gastric bypass: a prospective randomized clinical trial. *Surgery for Obesity & Related Diseases* 2007;3(4):417-422.
6. Rodríguez Velasco G, Mendía Conde E, Peromingo Fresneda R, et al. Use of Seamguard in laparoscopic gastric bypass to decrease postsurgical bleeding. Abstract presented at the 9th SECO Congress (Spanish Society for the Surgery of Obesity); March 7-9, 2007; Getafe-Madrid. *Obesity Surgery* 2007;17(2):282.
7. Morales-Conde S, Flores M, Fernández V, Morales-Méndez S. Bioabsorbable vs polypropylene plug for the "Mesh and Plug" inguinal hernia repair. Poster presented at the 9th Annual Meeting of the American Hernia Society; February 9-12, 2005; San Diego, CA.
8. Birk D. Tissue reinforcement with Gore BioA Matrix in large hiatal hernias. "State of the Art" in hiatal augmentation? Presented at the 39th Annual International Congress of the European Hernia Society, Prevention and Prophylaxis beyond Hernia Surgery; May 24-27, 2017; Vienna, Austria. *Hernia* 2017;21(2)Supplement:S174. O21.1.
9. Pascual G, Sotomayor S, Rodríguez M, Pérez-Köhler B, Bellón JM. Repair of abdominal wall defects with biodegradable laminar prostheses: polymeric or biological? *PLoS One* 2012;7(12):e52628.

Contact your Gore Associate at

**888.686.4673 or visit  
goremedical.com**

*for more information on how these products can optimize your  
bariatric and hiatal / paraesophageal hernia repair surgeries.*



**W. L. GORE & ASSOCIATES, INC.**

Flagstaff, AZ 86004

+65.67332882 (Asia Pacific)

800.437.8181 (United States)

00800.6334.4673 (Europe)

928.779.2771 (United States)

**goremedical.com**

Refer to *Instructions for Use* for each product described for a complete description of all warnings, precautions, and contraindications. ® ©

Products listed may not be available in all markets.

ALLERGAN<sup>®</sup> and STRATTICE are trademarks of Allergan, Inc. RTI SURGICAL<sup>®</sup> and TUTOMESH<sup>®</sup> are trademarks of RTI Surgical, Inc.

GORE<sup>®</sup>, BIO-A<sup>®</sup>, SEAMGUARD<sup>®</sup>, and designs are trademarks of W. L. Gore & Associates.

© 2018 W. L. Gore & Associates, Inc. AX0948-EN1 AUGUST 2018